

Fender[®]

THE SOUND THAT CREATES LEGENDS

Deluxe
112 Plus

Owner's Manual


P/N 048877

Standard Strat / General Purpose / Any Pick-Up Combination



Strat Insanity / Any Pick-Up Combination

Note: Uses the drive channel only



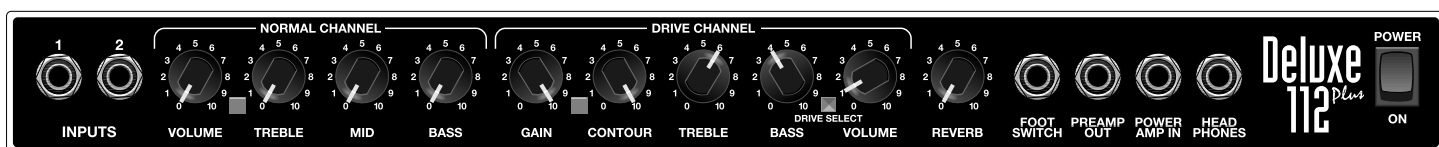
Smooth Rock Lead/ Humbucking Bridge Combination

Note: Uses the drive channel only



Mega Crunch / Humbucking Bridge Combination

Note: Uses the drive channel only



DELUXE 112 PLUS OWNER'S MANUAL

The Fender DELUXE 112 PLUS amplifier is a straight-ahead combination of radical new distortion sounds and time-tested Classic Fender Sounds packaged together in a Solid-State configuration, which is both easy to use and inherently reliable.

The DELUXE 112 PLUS NORMAL Channel feature the standard compliment of VOLUME, TREBLE, MID, and BASS controls. The DRIVE Channel features GAIN, VOLUME, and a separate EQ consisting of CONTOUR, TREBLE, and BASS controls. The almost unlimited combinations of the of the GAIN and CONTOUR controls will vary your sound from smooth and bluesy to a honky bite or all the way to ten for the crunchiest sounds around. You get searing smooth highs backed by deep punch. The TREBLE and BASS controls gives you continuous adjustment of the highs and lows, allowing the DELUXE 112 PLUS to be the perfect compliment to your individual playing style.

In addition to convenient features like All Front Panel Mounted Controls, the DELUXE 112 PLUS features a detachable footswitch for selecting the DRIVE Channel and REVERB. Standard 1/4- inch phone jacks are used for ease of connection or extension of the footswitch to remote pedal boards. The PREAMP OUT & POWER AMP IN jacks can be used as an effects loop or as Send and Return points while slaving multiple amps together or for direct connection to recording and sound reinforcement mixers. The possibilities are endless (eg: by inserting a Chorus pedal between the PREAMP OUT of one amp and the POWER AMP IN of another, a true stereo image effect can be achieved).

Last but definitely not least, the Fender DELUXE 112 PLUS packs a new power amp that is based on a radically underdamped design that interacts with the speaker in much the same way as a tube amplifier does, producing sparkle and punch with an increase in apparent loudness and power that defies comparison to other similarly rated units. Also included is a sophisticated, transparent protection scheme designed to completely prevent amplifier failure due to bad speaker cords or incorrectly connected speaker jacks. This amp is LOUD and can reliably put it out, night after night.

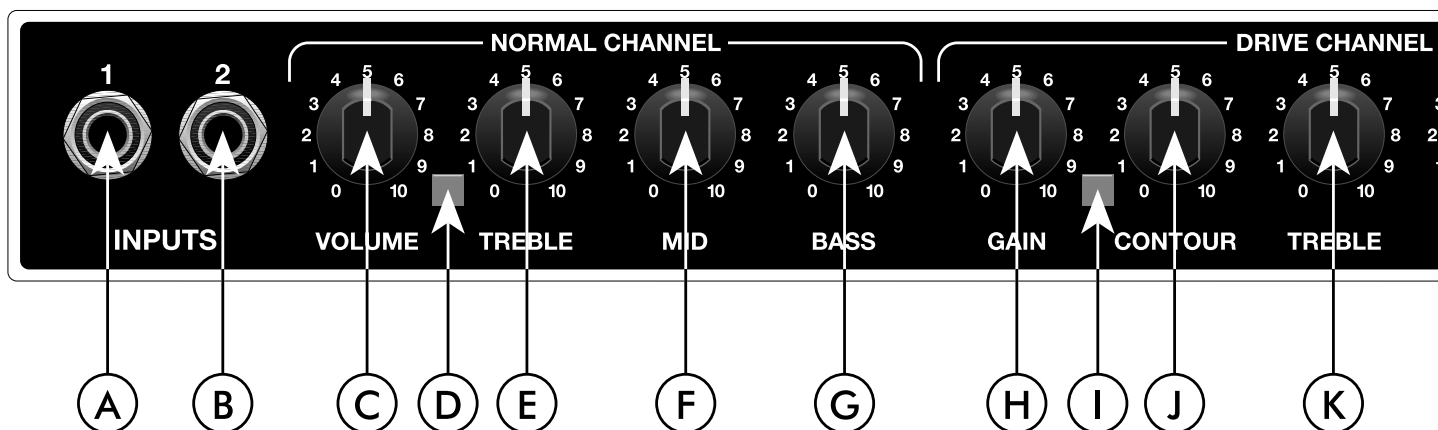
The selection of a Fender amplifier will reward you with years of quality music in a wide range of controlled sounds. This manual is designed to familiarize you with the equipment and to acquaint you with its many fine features. Read it carefully so that you will benefit from all the features as soon as you start using the amplifier.

The built-in quality of a Fender amplifier is the result of over three and a half decades of dedication in the combined skills of research and development by our engineers and musicians.

That is why we proudly say... FENDER, *The Sound That Creates Legends.*

WARNING: TO REDUCE THE RISK OF FIRE OR SHOCK HAZARD, DO NOT EXPOSE THIS AMPLIFIER TO RAIN OR MOISTURE.

NO USER SERVICEABLE PARTS INSIDE, REFER SERVICING TO QUALIFIED PERSONNEL ONLY.



DELUXE 112 PLUS FRONT PANEL FUNCTIONS

A. INPUT 1- A high impedance, high sensitivity plug-in connection for instruments.

B. INPUT 2- A plug-in connection for instruments. This input exhibits lower input impedance and sensitivity than INPUT 1, and is useful with active pre-amp guitars. This input will provide a darker tone with passive guitars. Both inputs are identical when used simultaneously.

C. VOLUME - Adjusts overall volume of the NORMAL channel.

D. NORMAL CHANNEL INDICATOR- This L.E.D. is illuminated when operating in the NORMAL channel.

E. TREBLE- Adjusts the amount of high- frequency boost or cut in the NORMAL channel.

F. MID- Adjusts the amount of mid-frequency boost or cut in the NORMAL channel.

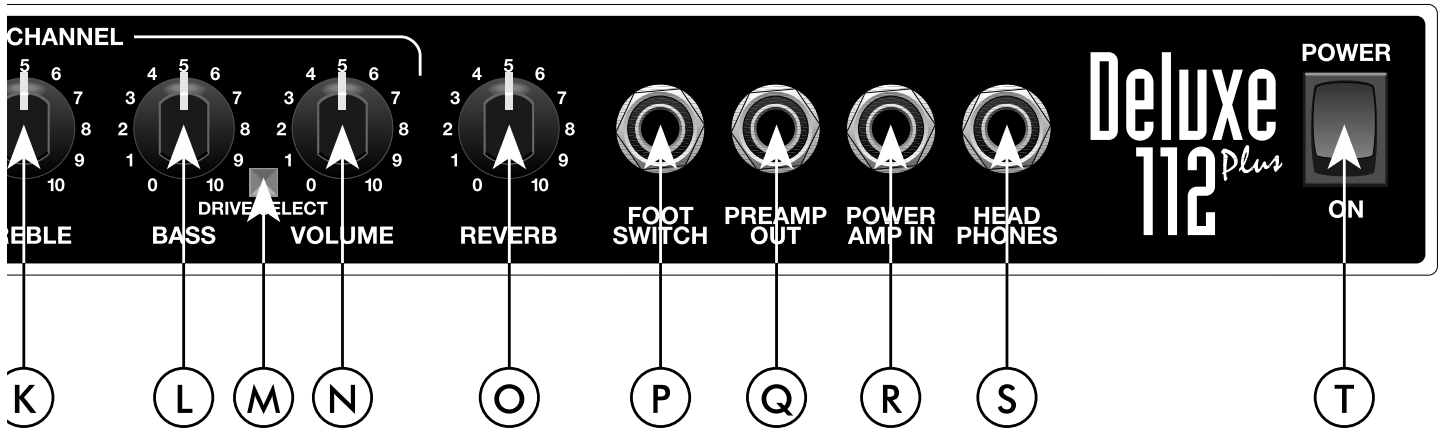
G. BASS- Adjusts the amount of low- frequency boost or cut in the NORMAL channel.

H. GAIN- Adjusts the amount of distortion in the DRIVE channel. Lower settings provide a gradual compression distortion, while higher settings provide more sustain. This control works in conjunction with the DRIVE channel VOLUME control (item N) to set the overall volume of the DRIVE channel.

I. DRIVE CHANNEL INDICATOR- This L.E.D. is illuminated when operating in the DRIVE channel.

J. CONTOUR- Adjusts the overall tone quality of the DRIVE channel. Low CONTOUR setting will emphasize mid frequencies. A higher setting will notch the midrange to produce the “crunch” sound characteristic in most heavy metal music.

K. TREBLE- Adjusts the amount of high- frequency boost or cut in the DRIVE channel. This control is post distortion and is useful in adjusting the distortion characteristic from smooth to brash.



L. BASS- Adjusts the amount of low frequency boost or cut in the DRIVE channel. This control is post distortion and is useful for adjusting the amount of “thump” or “chunk” produced by the DRIVE channel.

M. DRIVE- When this button is pressed, the amp switches from the NORMAL channel to the DRIVE channel. NOTE: Pressing this switch disables the CHANNEL SELECT footswitch button.

N. VOLUME- Adjusts the overall volume of the DRIVE channel.

O. REVERB- Adjusts the amount of reverb present in both the NORMAL and DRIVE channels.


P. FOOTSWITCH- Plug-in connection for a remote footswitch to switch between NORMAL and DRIVE channels and to turn the REVERB on and OFF. NOTE: Any good quality patch cord will work with the remote footswitch; however, a speaker grade cord is preferable to a coax guitar cord when it's available.

Q. PREAMP OUT- This jack provides an unbalanced output signal from the preamp. This jack can be used with the POWER AMP IN jack (item R) as a patch point for effects.

R. POWER AMP IN- This jack provides an input directly to the power amp. It automatically disconnects the preamp signal when used. This is useful when using effects, or when the the DELUXE 112 PLUS is used as a slave amplifier.

S. HEADPHONE- This jack provides as output to standard stereo or mono headphones for private listening. NOTE: Use of this jack automatically disables the main speaker. CAUTION: Prolonged listening at high levels may be hazardous to your hearing!

T. POWER SWITCH- Turns the AC power on and off. When the switch is in off position, the amplifier is completely shut down.



A PRODUCT OF:
FENDER MUSICAL INSTRUMENTS CORP.,
CORONA, CA 92720
MADE IN U.S.A.

INPUT POWER
"info"

CAUTION: CHASSIS SURFACE HOT

WARNING: TO REDUCE THE RISK OF FIRE OR
ELECTRIC SHOCK, DO NOT EXPOSE THIS EQUIPMENT
TO RAIN OR MOISTURE

AVIS: RISQUE DE CHOC ELECTRIQUE NE PAS OUVRIR

ATTENTION: SUPERFICIE DE CHASSIS CHAUDE



Deluxe
112^{plus}

TYPE: PR 291

SERIAL NUMBER



DELUXE 112 PLUS REAR PANEL FEATURES

LINE CORD

This amplifier is equipped with a grounding type supply cord to reduce the possibility of shock hazard. Be sure to connect it to a grounded AC (mains) receptacle. **DO NOT ALTER THE AC PLUG.**

WARNING: THIS EQUIPMENT MUST BE EARTH GROUNDED

VINYL CARE

The exclusive Fender vinyl covering on your cabinet has been especially designed for years of lasting beauty. A very light, soapy solution on a sponge may be used to remove dirt and residue that may accumulate in the grain. Be careful not to let any liquid come in contact with operating surfaces. **UNPLUG THE POWER CORD BEFORE CLEANING.**

TROUBLESHOOTER'S CHECKLIST

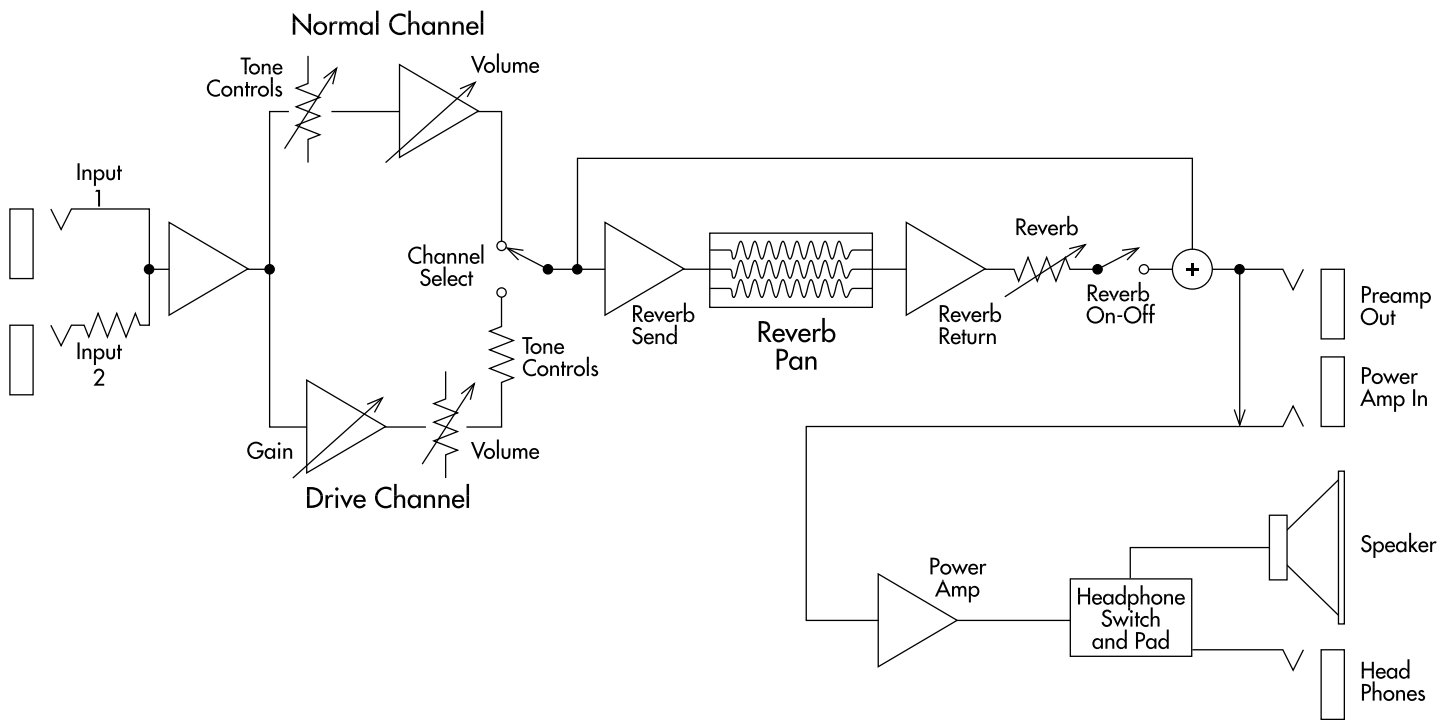
- Is the power cord properly plugged into an electrical outlet?
- Is there power at the outlet?
- Is the speaker properly connected to the amplifier?
- Are all the control knobs turned above four?
- Is the volume control on the instrument turned up?
- Is your instrument properly plugged into the amplifier?
(Eliminate all effects and try another guitar cord.)

If after checking all of the above, the system is still not working correctly, consult your Fender Service Dealer.

DELUXE 112 PLUS SPECIFICATIONS:

TYPE:	PR291		
PART NUMBER:	100V Version:	22-6772	
	120V Version:	22-6702	
	230V Version:	22-6762	
	240V Version:	22-6742	
DIMENSIONS:	Height:	16-1/2"	(41.9 cm)
	Width:	20-5/8"	(50.5 cm)
	Depth:	9"	(22.9 cm)
	Weight:	33 lbs.	(14.9 kg)
POWER OUTPUT	94 Wafts R.M.S. into 4 ohms at 5% T.H.D.		
INPUT IMPEDANCE:	Input 1:	850k Ω	
	Input 2:	66k Ω	
EFFECTS LOOP:	Preamp Output Impedance:	1k Ω	
	Power Amp Input Impedance:	44k Ω	
	Power Amp Sensitivity:	1.0V for clipping	
POWER REQUIREMENT	100 - 120VAC, 50-60 Hz, 360W max. 230 - 240VAC, 50 Hz, 360W max.		
SPEAKER:	Fender Special Design 12" 4 Ω (P/N 048878)		

DELUXE 112 PLUS Block Diagram



A PRODUCT OF:
FENDER MUSICAL INSTRUMENTS CORP.,
CORONA, CA 91720